

Fiscal Year 2024/25

Budget & Overall Work Program


Board of Directors meeting of
February 28, 2024



Purpose of the Overall Work Program



WORK ELEMENTS
DESCRIBE ACTIVITIES &
TASKS



FISCAL YEAR JULY 1, 2024
TO JUNE 30, 2025



BASIS FOR THE ANNUAL
BUDGET




Purpose of the Budget



Business Plan /
Road Map



Spending /
Financial Plan



Reflects Board
Priorities



Translates Plans
(OWP) into
Money



Focus on 1st fiscal
year FY 24-25




Look ahead
FY 25-26 & 26-27

Purpose of the Integrated Funding Strategy



SNAPSHOT OF
REGIONAL PROGRAMS
& PROJECTS



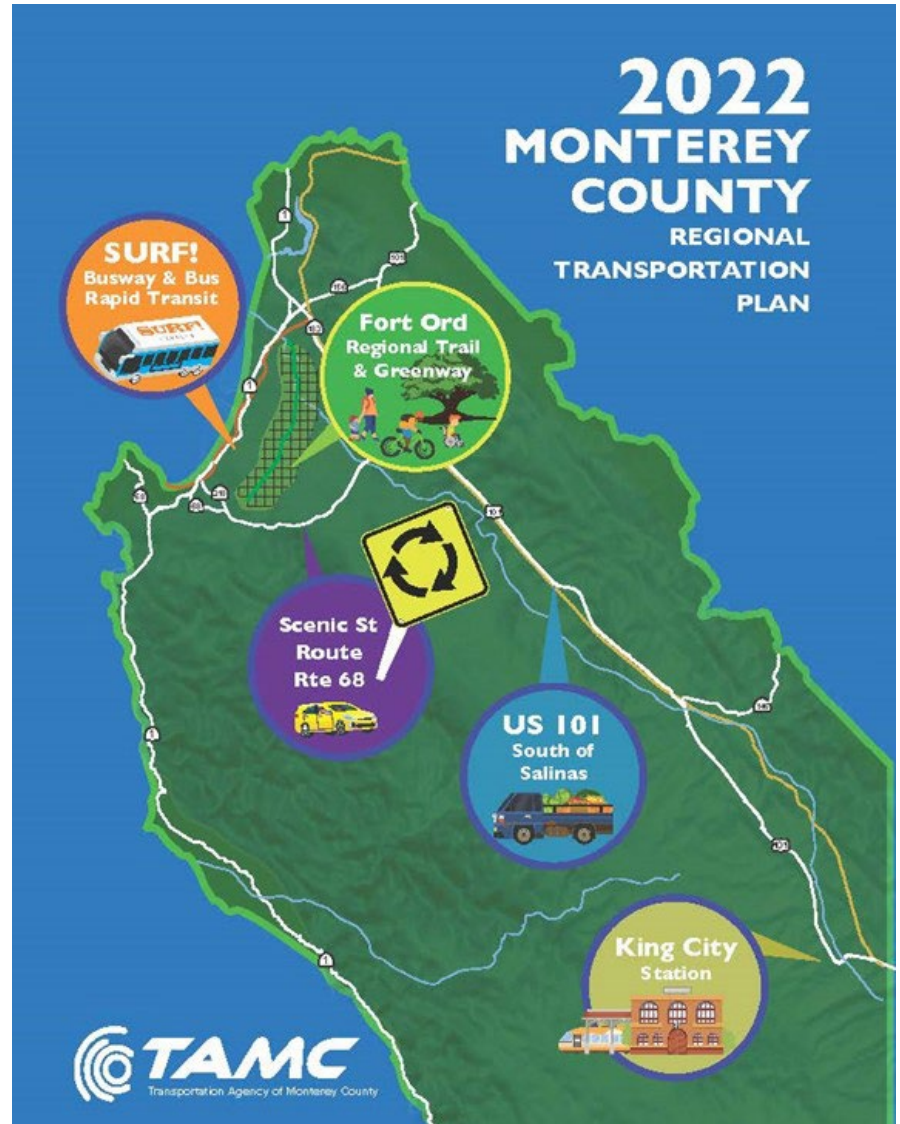
SCHEDULE AND
FUNDING PATHWAY



SHOWS FUNDS NOT IN
THE BUDGET

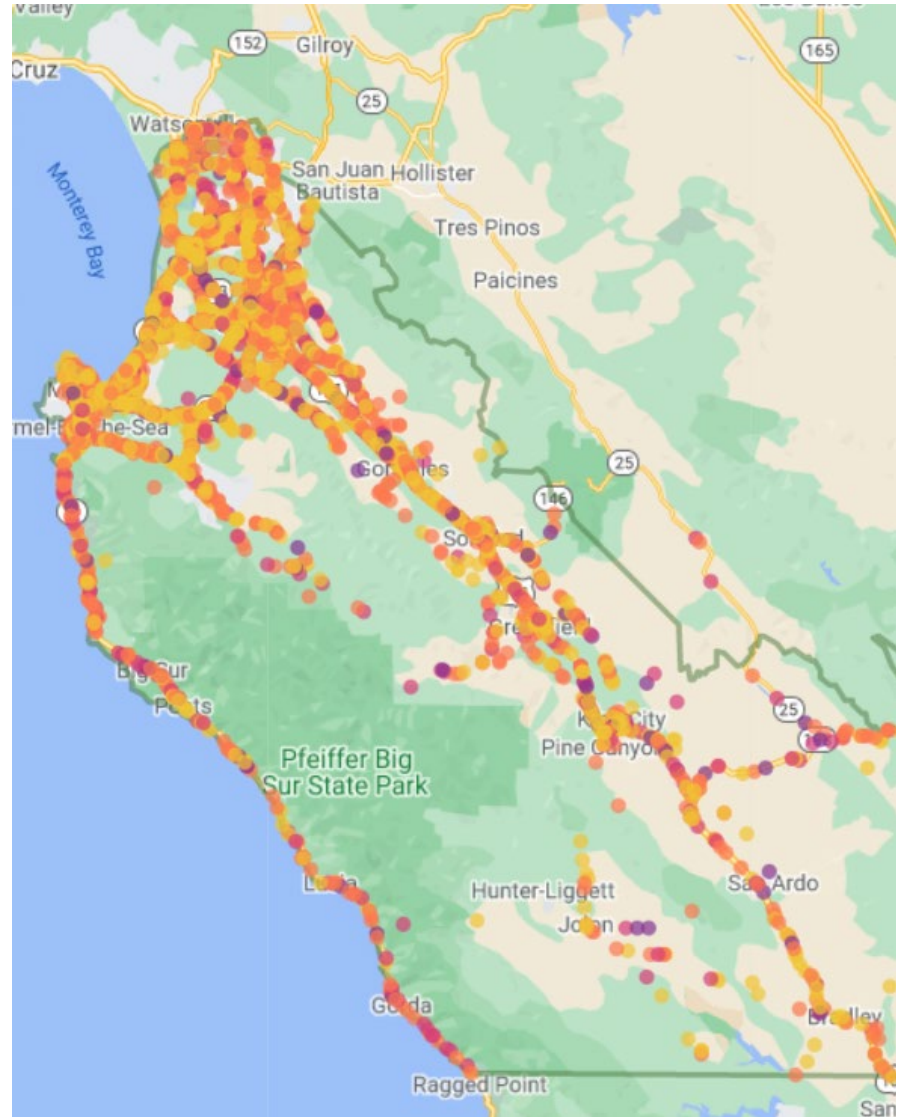
FY 24/25 Work Program

Regional Transportation Plan Update



FY 24/25 Work Program

Vision Zero strategy




FY 24/25 Work Program

Regional Transportation Vulnerability Assessment



FY 24/25 Work Program

North Monterey County Safe Routes to Schools



Summary for Monterey County
Long Range Plan (all dollars in \$1,000s)



	Prior	2021/22	2022/23	2023/24	2024/25	2025/26	2026/27
Row	Env't		Env't			Design	
Transportation Improvement Program	\$ 3,400					\$ 18,603	
Highway Infrastructure Program	\$ 2,594						
Measure X	\$ 640						
Partnership Formula - FY20/21-22/23			\$ 1,949				
Infrastructure Program - FY19/20-20/21			\$ 799				
Station Improvement Program - 2022			\$ 2,087			\$ 4,913	
	\$ 6,634	\$ -	\$ 4,835	\$ -	\$ -	\$ 23,516	\$ -

Boulevard Interchange	Design & ROW		Con				
Transportation Improvement Program	\$ 25,700	-->	\$ 1,975				
Station Improvement Program - CRRSAA		-->	\$ 2,136				
Federal DEMO	\$ 312						
Measure X			\$ 389				
Developer Fees			\$ 5,000				
SB 1 Trade Corridors		-->	\$ 20,000				
	\$ 26,012	\$ -	\$ 29,500	\$ -	\$ -	\$ -	\$ -

Extension	Env't			Design & ROW		Con	
Measure X				\$ 2,000		\$ 4,000	
Developer Fees	\$ 250						
SB 1 Local Partnership Formula	\$ 250						
	\$ 500	\$ -	\$ -	\$ 2,000	\$ -	\$ 4,000	\$ -

			Con				
SHOPP			\$ 22,600				
Supplemental Appropriations Act			\$ 2,003				
	\$ -	\$ -	\$ 24,603	\$ -	\$ -	\$ -	\$ -

South County	Study	Env't	Env't				
Measure X	\$ 440						
Transportation Improvement Program		\$ 8,611					
Station Improvement Program - 2022			\$ 1,378				
	\$ 440	\$ 8,611	\$ 1,378	\$ -	\$ -	\$ -	\$ -

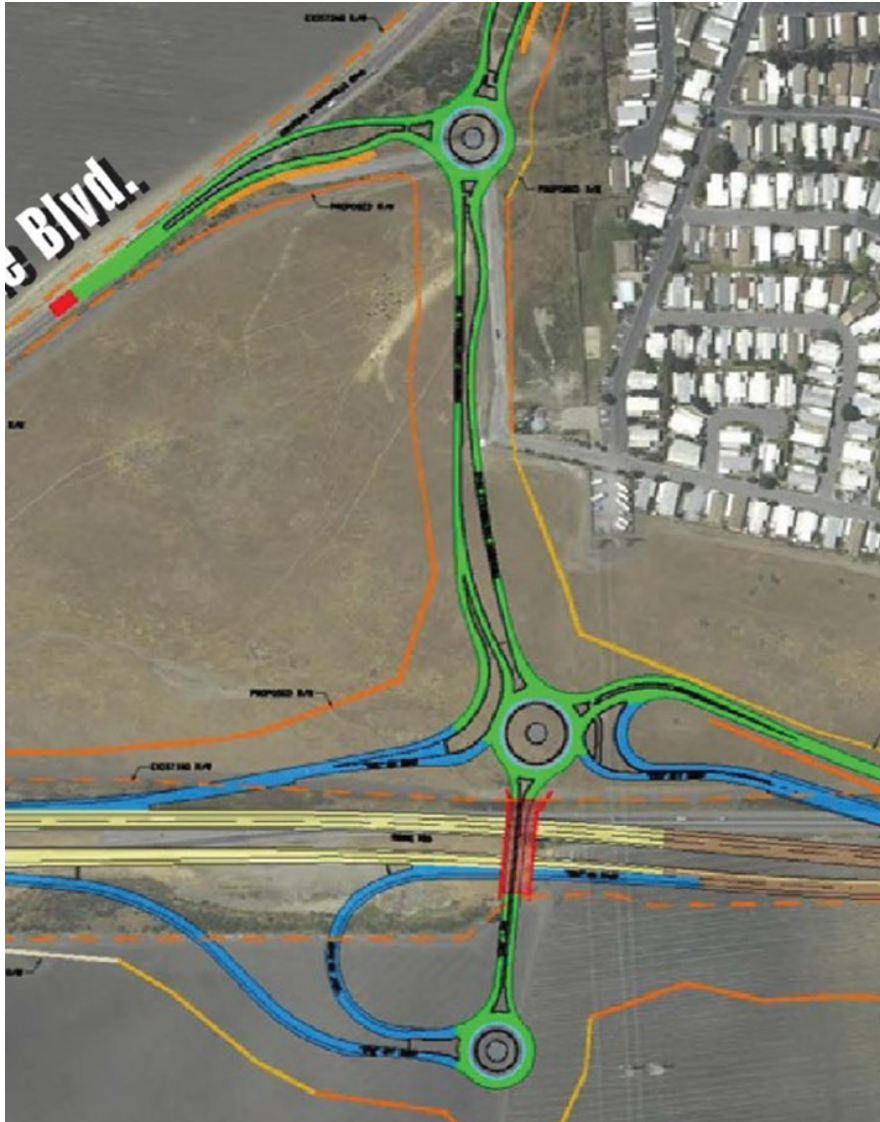
	Design & ROW	Con					
Measure X		\$ 317					
Federal Earmark		\$ 1,000					

Integrated
Funding
Strategy



Integrated Funding Strategy

SURF! Busway



Integrated Funding Strategy

State Route 156 /
Castroville



*Route 68 Scenic Corridor Improvement Project
Canyon Del Rey
Preliminary Concept*



Integrated Funding Strategy

Scenic State
Route 68 Corridor



Integrated Funding Strategy

US 101
South of Salinas



Integrated Funding Strategy

Fort Ord Regional
Trail & Greenway

FY 24/25 - FY 26/27
3-Year Budget

Jeff Kise
Director of Finance & Administration
Board of Directors Meeting
February 28, 2024



Trust Funds

TAMC has fiduciary responsibility for the following funds:

- Local Transportation Fund
- 2% TDA for Bike & Pedestrian activity
- State Transit Assistance
- Regional Surface Transportation Program
- Regional Development Impact Fee Agency (JPA)
- Measure X

Not all of the money that runs through TAMC financials from above funds is reflected in the TAMC budget.

Funding Sources

- **Federal**

- Safe Streets 4 All

- **State**

- RPA, PPM (STIP), Planning grants (SB 1 etc.), SAFE, FSP, RSTP, Grants e.g., Salinas Safe Routes to School etc.

- **Local**

- Impact Fees, Measure X

- **Reserves**

- SAFE, Rail Leases, Unassigned

Funds granted for a specific purpose cannot be used for another project/program

What makes up the Agency budget?

Operating Budget

- Staff Salaries & Benefits
- Materials & Services
- Capital Outlays

Direct Program Budget

- Contracts, outside consultants and expenses for specific work programs

BUDGET HIGHLIGHTS

- Some growth in overall Planning funds
- Staff support revenues from projects/programs
- Planning future expenditures on systems and office
- FY24/25 includes final CalTrans audit repayment
- 3-Year projections (making reasonable estimates & keeping the Board informed on upcoming expenditures)
- Revenues estimated conservatively, expenditures forecasted as accurately as possible.
- Perform Compensation Study to evaluate competitiveness

Revenue Assumptions

Increase

- Monterey County Vision Zero Plan
- Regional Transportation Vulnerability Assessment
- SRTS in N. Monterey County & San Antonio Path
- FORTAG Construction Management

Decrease

- Salinas Valley SRTS
- Rail Extension HDR Amendment 1
- Alisal Greening – Clean CA.

Revenue Assumptions

- **Ongoing Staff Revenue**
 - Service Authority for Freeways & Emergencies
 - Freeway Service Patrol
 - Monterey Branch Line leases
 - Rail extension to Salinas
 - Measure X Administration & project/program management
- **Regional Transportation Planning Assessment**
- **Not forecasting usage of reserves**
- **Unassigned fund balance as of 6/30/22:
\$10,578,150**
- **SAFE fund balance as of 6/30/22: \$1,572,255**

Total Revenue by Type

	FY 23-24	FY 24-25	Change
Operating	\$3,783,480	\$3,926,133	3.8%
Direct	\$3,762,073	\$5,642,276	50.0%
TOTAL	\$7,545,553	\$9,568,409	26.8%

Operating Revenue

BUDGETS	FY 23-24	FY 24-25	Change \$	Change %
Federal	\$0	\$40,000	\$40,000	
State	\$1,984,240	\$2,266,145	\$281,905	14.2%
Local	\$1,365,702	\$1,473,788	\$108,086	7.9%
Programs / Projects	\$383,000	\$393,000	\$10,000	2.7%
Sub-total	\$3,693,042	\$4,172,933	\$479,891	13.0%
Reserves (*) (surplus)/usage	\$50,538	(\$246,800)	\$297,338	-588%
TOTAL	\$3,783,480	\$3,926,133	\$142,653	3.8%

(*) Before interest income of \$244,431 for FY23/24

OPERATING EXPENDITURES ASSUMPTIONS

- Maintain fund balance of a minimum of 6 months of operating costs.
- Continue to manage operating costs efficiently
- Planning to investigate new accounting, grant management and payroll software.
- Set aside funds for the office space needs evaluation and capital expenditures for new office

OPERATING EXPENDITURES ASSUMPTIONS

- Staffing
 - 3.8% cost of living adjustment
 - Increase staff headcount from 17 to 18
 - Promotions and merit increases
- Retirement
 - Some increase to CalPERS employer contributions
- Health cafeteria plan
 - Increase in allowance

3-Year Operating Budget Horizon

Fiscal Year	Budget	Change
23-24 (Approved)	\$3,783,480	
24-25 (Forecast)	\$3,926,133	3.8%
26-26 (Forecast)	\$4,080,001	3.9%
26-27 (Forecast)	\$4,232,367	3.7%

Direct Programs

- Change made 3 years ago in budgeting process--- Capital Expenditures e.g. Rail to Salinas were put in the Integrated Funding Strategy-Ongoing programs e.g. FSP/SAFE/Go 831 stayed in the budget.
- Continue use of Reserves for activities: Public Outreach, Legislative Advocates, Triennial Audit, Caltrans Audit repayment & Rail Property Expenses

Direct Program Revenue

BUDGETS	FY 23-24	FY 24-25	Change \$	Change %
Federal	\$0	\$600,000	\$600,000	
State	\$1,119,932	\$2,444,905	\$1,311,924	117.1%
Local	\$400,060	\$1,195,621	\$752,277	188.0%
RSTP	\$1,493,800	\$1,131,800	(\$362,000)	(24.3%)
Undesignated Reserve	\$847,643	\$380,186	(\$467,457)	(55.2%)
Sub-total Sources	\$3,861,435	\$5,752,512	\$1,891,077	49%
Staff Support	(\$383,000)	(\$393,000)	\$10,000	2.7%
Call Box Reserve	\$275,638	\$274,767	\$871	0%
MBL & ROW Reserve	\$8,000	\$8,000	\$0	0%
TOTAL	\$3,762,073	\$5,642,279	\$1,823,873	48.5%

Direct Program Major Changes

WE	Direct Program Description	CURRENT YR FY 23/24 Approved	3 YR BUDGET FY 24/25 Estimated
	<u>PROJECTS ADDED</u>		
1791	Monterey County Regional Vision Zero Plan	\$0	\$600,000
1791	Monterey County Regional Vision Zero Plan-match	\$0	\$150,000
6220	RTP/EIR update shared	\$0	\$22,517
6220	RTP/EIR update shared-match	\$0	\$13,046
6731	Monterey Cnty Regional Transp. Vulnerability Assmnt	\$0	\$61,464
6731	Monterey Cnty Regional Transp. Vulnerability Assmnt-match	\$0	\$24,710
6732	N Monterey County SRTS	\$0	\$227,239
6732	N Monterey County SRTS - Measure X match	\$0	\$43,284
7106	ATP Cycle 6 San Antonio Path & Safe Routes to School	\$0	\$718,978
7303	FORTAG Construction Management	\$0	\$897,337
	Sub-Total		\$2,758,575
	<u>PROJECTS NOT BUDGETED</u>		
6148	Bike and Ped Events/Active Trans. Program	\$57,500	\$0
6730	Salinas Valley Safe Routes to School SB1	\$96,256	\$0
6730	Salinas Valley Safe Routes to School -Measure X match	\$18,335	\$0
7105	ATP Cycle 6 Harden Parkway Safe Routes to School	\$35,634	\$0
6803	Rail-Rail Extension -HDR Amendment # 1	\$467,457	\$0
7102	Alisal Greening -Clean Calif.	\$230,708	\$0
7102	Alisal Greening -Clean Calif.-Measure X match	\$69,225	\$0
	Sub-Total	\$975,115	
	NET TOTAL		\$1,783,460

Next Steps

- February 2024
 - Board reviews, comments & authorizes the Executive Director to send draft OWP to Caltrans for review
- May 2024
 - Executive Committee reviews & recommends adoption
 - Board of Directors adopts final budget/Overall Work Program/Integrated Funding Strategy

Recommended Action

- **AUTHORIZE** the Executive Director to submit the draft FY24/25 Overall Work Program to Caltrans for initial review.
- **PROVIDE** direction and guidance to staff on the three-year operating & direct budget for FY 24/25 - 26/27, and the Overall Work Program for FY24/25.
- **DIRECT** the Executive Director to bring the final 3-year budget, one-year work program and the 2024 Integrated Funding Strategy back to the Board on May 22, 2024, for approval.